




Grappenhall Road, Stockton Heath, WA4 2AG

£825,000

 4  2  2



A stunning period semi of truly impressive proportions located in one of Stockton Heath's premier addresses.

Offering over 2700 sqft of high quality accommodation, this superb family home must be viewed to be fully appreciated. In brief details it includes; entrance porch & hall, three separate reception rooms, breakfast kitchen, utility, WC, cellar, three first floor double bedrooms, four piece family bathroom and an impressive top floor master bedroom with huge ensuite. Externally there is driveway parking to the front, additional parking at the rear and a fully landscaped, low maintenance South facing garden.

Early Viewing Essential.

- Stunning Period Semi
- High Quality Accommodation
- Approx 2700 SQFT
- Four Double Bedrooms
- Driveways At Front & Rear
- Central Stockton Heath Location
- Immaculate Presentation Throughout
- Three Reception Rooms
- South Facing Rear Garden
- Viewing Essential

